



E-LEARNING RESOURCE

PRIMARY

Let your students experience the Australian Sports Museum virtually with our online activities.



Q1

Handle me with care:

Do you collect anything? Get your collection out of the shoebox and into your own personal exhibit. Be the curator by planning how you want to display the objects and make labels for them.

Take a photo of your exhibit and write some simple object labels to share with your class or family members.

Q2

First prize!

See how the Australian Sports Museum's unique collection reflects creativity in sport through objects like Vipoo Srivilasa's porcelain sculptures.

Search for Vipoo's works in our [online collections](#) and check out more of his artworks on [Instagram](#). Create your own first prize trophy from things around the house and share it with your class!



Q3

Share the love:

What sporting experience taught you a life lesson that's been really important to you? Which sporting people do you look up to?

Get creative and make your own postcard or decorate a letter telling that person what you've learned from them. Let them know how important they are to your own personal sporting history. Be sure to share with us at vec@mcc.org.au.




Q4

Design your ultimate sports team!


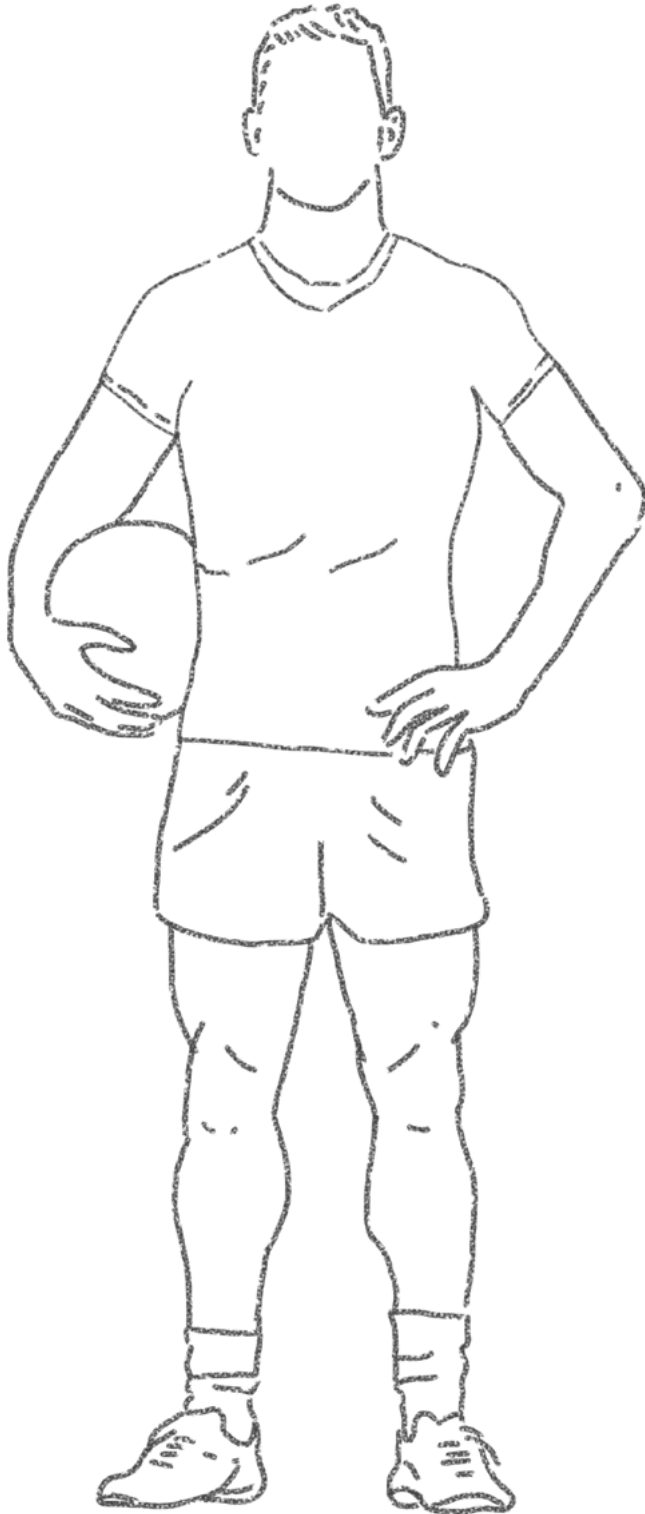

It's time to create your own team for your favourite sport. Follow these four steps to create your dream team!

1. Come up with a name and a nickname for your team.
2. Choose your team colours and design a uniform.
3. Design a team mascot. Have a look at our [online collections](#) for inspiration!
4. Select athletes to be on your team. Why did you choose those athletes?





TEAM NAME
HERE



MASCOT